

COLLINS
AUTO PARTS

and Machine Shop

TOOLS & EQUIPMENT

- 10 Ton Bench Compressor
- 2 Brake Drum Machines
- 2 Brake Rotor Machines
- Algoma 50 Ton Compressor Big Press
- Bronze Guide Sleeve Installer
- Cylinder Head, Block & Manifold Resurfacer
- Dual Mass Flywheel Jig
- Drill Press
- Peterson Surface Grinder (Bench Surface Grinding)
- Pressure Tester
- Profilometer
- Robo-Strut Compressor
- Sand Blaster (Sunnen Brand)
- Sunnen Precision Honing Machine
- Sunnen Rod/Cap Grinder and Rod Heater
- Sunnen VGS-20
- Valve Face Grinder
- Van Norman Flywheel Grinder

Cleaning Machines

- Power Wash
- Typhoon Power Jet Cleaner
- Ultra Sound Cleaner

Collins Machine Shop 416-754-8510



TYPES OF SERVICES WE PROVIDE:

- Bearings -**
 - Install front & rear wheel bearings
- Brake drum & rotor machining**
- Cleaning services -**
 - Typhoon, sandblasting,
 - Ultrasonic cleaning
- Cylinder Head -**
 - Recondition
 - Pressure test
 - Resurface
- Flywheels -**
 - Resurface
 - We do Dual Mass Flywheels
- King Pins -**
 - Install & ream bushings
- Miscellaneous -**
 - Install helicoils
 - Band coil springs
 - Install u-joints
- Speedy pick up & delivery**

*Call Collins Machine Shop
for all your other miscellaneous
reconditioning requirements.*

COLLINS
AUTO PARTS

and Machine Shop



Services Provided by Collins:

- The Right Parts, On Time, Every Time
- Full AC Delco and Aftermarket Brand Coverage
- Inventory Breadth and Depth
(200+ Product Lines and 35,000 SKU's Stocked)
- 35 Delivery Vehicles
- First Class CSRs (Customer Service Reps. / Counterstaff)
- Hi-Tech Machine Shop Service Available
- Technical & Product Training, ODP Certification, other Training

**Call Collins Machine Shop for your
reconditioning job requirements.**

416.754.8510

**Have the job done right ...
by Professionals ...
the first time!**

COLLINS MACHINE SHOP
151 NUGGET AVE, SCARB., ON
416-754-8510
Printed January 2008

CYLINDER HEADS


PRESSURE TESTING




WE DO 3 ANGLE VALVE JOBS



CRACKED HEAD IDENTIFICATION



A COMPLETED 3 ANGLE VALVE JOBS (CLOSE UP INSET)



NEW DIGITAL RESURFACING

TECHNOLOGY ADDED DECEMBER 2004 TO BETTER SERVICE YOU, OUR CUSTOMERS TO MEETING THE RECOMMENDED FINISH AND R.A. SPECIFICATIONS. THIS IS IMPORTANT ON "TOUGH TO SEAL ENGINES".




VALVE GRINDING



2

Liners installed as standard part of cylinder head reconditioning.
Seats are examined and replaced when required, on approval.

OUR TEAM



Norm



Rob



Derrick

Proud member since 1980
AERA
ENGINE BUILDERS ASSOCIATION



Ralph John



Lift Equipped Fleet

Call to speak with a COLLINS Machine Shop expert for your head reconditioning needs.
COLLINS Machine Shop staff are professionally trained to provide you with the highest quality head reconditioning using the latest technology.

Speedy pick-up and delivery of your completed jobs!

7

COLLINS MACHINE SHOP
151 NUGGET AVE, SCARB., ON
416-754-8510
Printed January 2008

CLEANING

ULTRASONIC CLEANER



Collins Machine Shop has the latest ultrasonic cleaning equipment for automotive parts up to 2' by 2 ½'. This equipment can clean the hardest to reach places without scraping or sanding such, as piston grooves.

Types of applications:

- Rocker Covers
- Cylinder Heads

SAND BLASTER

Collins Machine Shop uses the latest sandblasting equipment to provide our customers with the highest quality reconditioning services. Our Equipment is capable of supporting jobs up to 3' by 1'-8" by 2'.



Types of applications:

- Cylinder Heads
- Break Calipers
- Small Automotive Body Parts

Call Collins Machine Shop for your reconditioning job requirements.
416.754.8510

CYLINDER HEADS

Basic Cylinder Head Gasket Installation Tips

- 1. Make sure the reason for head gasket failure is properly diagnosed - rarely does a head gasket fail on its own accord**
- 2. Make sure the head and block are in the best condition possible - the smoother & flatter - the better**
 - Within published flatness specifications for the specific engine being repaired
 - Check the Roughness Average (RA) rating with a properly calibrated Profilometer
- 3. Make sure proper bolt load is achieved - friction is the enemy**
 - Always use new Torque-To-Yield (TTY) head bolts
 - Use a torque-spec guide (ask your sales rep for one!)
- 4. Make sure to use Multi-Layer-Steel (MLS) gaskets when recommended by the O.E.M.**
 - For the best seal, especially on the tough to seal engines listed below.
 - We stock MLS Gaskets



SOME TOUGH TO SEAL ENGINES

- Chrysler NEON 2.0L SOHC (95-02) & DOHC (95-99)
- Honda Civic 1.6L (96-00)
- Honda Accord 2.2L (94-97)
- Chrysler 2.7L (98-04)
- Chrysler 3.2L (98-01)

DUAL MASS FLYWHEELS

Proper Set-up of your Job



The first step after all dowel pins are removed is to center the flywheel under a 2" CBU Premium Grinding Wheel using our custom jig to lock your "Dual Mass Flywheel in place to prevent chatter caused by the standard 5 ° shift during machining.


Experience and Custom Machinery



Original dowel pins are reinstalled. Flywheel is then cleaned, dried, lubricated, bagged and ready for return to you.

Collins Machine Shop takes your job seriously. To better service you our customer we have created a custom jig to safely machine "Dual Mass Fly Wheels" to the exact standards you require. All reconditioning steps are documented for your records.

Exact Specifications and Measurements



To assure proper flywheel balance is maintained, exact measurements are taken to regulate equal surface removal on both main and step surfaces.

ADVANTAGES FOR DUAL MASS FLYWHEEL RECONDITIONING

The list price of a new BMW 3 & 5 Series "Dual Mass Flywheel" is over \$1300.00. Collins Machine Shop can machine Dual Mass Flywheels for a fraction of the cost of replacement.

4

Call and speak with a Collins Machine Shop Professional for an estimate for all your automotive reconstruction needs.

MISC. JOBS

MACHINE ROTORS OF ALL SIZES



HANG PISTONS



COMPRESS COIL SPRINGS



RESIZING RODS & HONING

KING PINS



PRESS BEARINGS



5

COLLINS MACHINE SHOP
151 NUGGET AVE, SCARB., ON
416-754-8510
Printed January 2008